

COVER SHEET

P W 0 0 0 0 1 1 7 7

G L O B E T E L E C O M , I N C .

(Company's Full Name)

2 7 / F T H E G L O B E T O W E R
3 2 N D S T R E E T C O R N E R 7 T H A V E N U E
B O N I F A C I O G L O B A L C I T Y T A G U I G

(Business Address: No. Street City / Town / Province)

JUAN CARLO C. PUNO

Contact Person

7797-2000

Company Telephone Number

1 2 / 3 1
Month Day
Fiscal Year

1 7 C
FORM TYPE

0 4 / 2 1
Month Day
Annual Meeting

Secondary License Type, if Applicable

Dept. Requiring this Doc.

Amended Articles Number/Section

Total No. Of Stockholders

Total Amount of Borrowings
Domestic Foreign

To be accomplished by SEC Personnel concerned

File Number

LCU

Document I.D.

Cashier

STAMPS

Remarks = pls. Use black ink for scanning purposes

SECURITIES AND EXCHANGE COMMISSION

SEC FORM 17-C

**CURRENT REPORT UNDER SECTION 17
OF THE SECURITIES REGULATIONS CODE (SRC)
AND SRC RULE 17(a)-1(b)(3) THEREUNDER**

- 1. **February 9, 2026**
Date of Report (Date of earliest event reported)
- 2. **1177** SEC Identification Number
- 3. **000-768-480-000** BIR Tax Identification Number
- 4. **GLOBE TELECOM, INC.**
Exact Name of registrant as specified in its charter
- 5. **METRO MANILA, PHILIPPINES** Province, country or other jurisdiction of incorporation
- 6. (SEC Use Only) Industry Classification Code
- 7. **The Globe Tower, 32nd Street corner 7th Avenue, Bonifacio Global City, Taguig** Address of principal office **1634** Postal code
- 8. **(02) 7797-2000** Registrant's telephone number, including area code
- 9. **N/A** Former name or former address, if changed since last report
- 10. Securities registered pursuant to Sections 4 and 8 of the SRC

Title of Each Class	Number of Shares of Common Stock Outstanding and Amount of Debt Outstanding (As of December 31, 2025)
COMMON SHARES	144,468,524
TOTAL DEBT	256,313


Indicate the item numbers reported herein : **Please refer to attached**

Re: Briefing Presentation Materials

Pursuant to the requirements of the Securities Regulations Code, the registrant has duly caused this report to be signed on its behalf by the undersigned hereunto duly authorized.

Date : **9 February 2026**

GLOBE TELECOM, INC.
Registrant

DocuSigned by:

JOSE MARI S. FAJARDO
Senior Director, Investor Relations



4Q/FY 2025 Analysts' Briefing

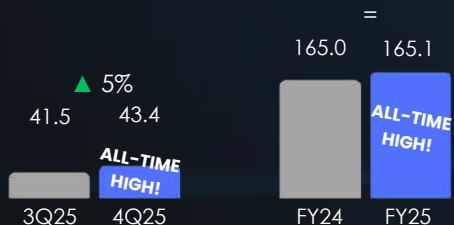
9 February 2026 | The Globe Tower + Zoom

FY 2025 Performance

Revenues at all-time quarterly high in 4Q, buoying record full-year figures

Consolidated Gross Service Revenues

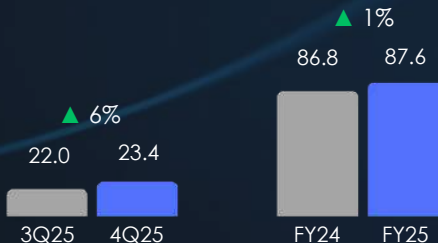
in PHP Billions



Growth in data-related services was sustained through year-end, leading to **record quarterly revenues**

EBITDA


in PHP Billions



EBITDA margin maintained at 53% on higher topline coupled with managed operating expenses

Core Net Income

in PHP Billions



Margin expansion, complemented by significant contributions from equity affiliates, led to **rebound in Core NIAT**

Globe updates:



Incremental 1 MW secured bringing contracted capacity in 4Q to 2MW at STT Fairview 1



Mynt contributed to 22% of FY25 NIBT



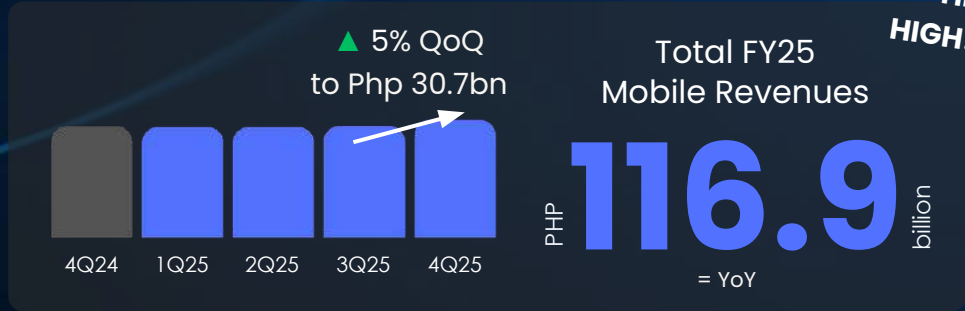
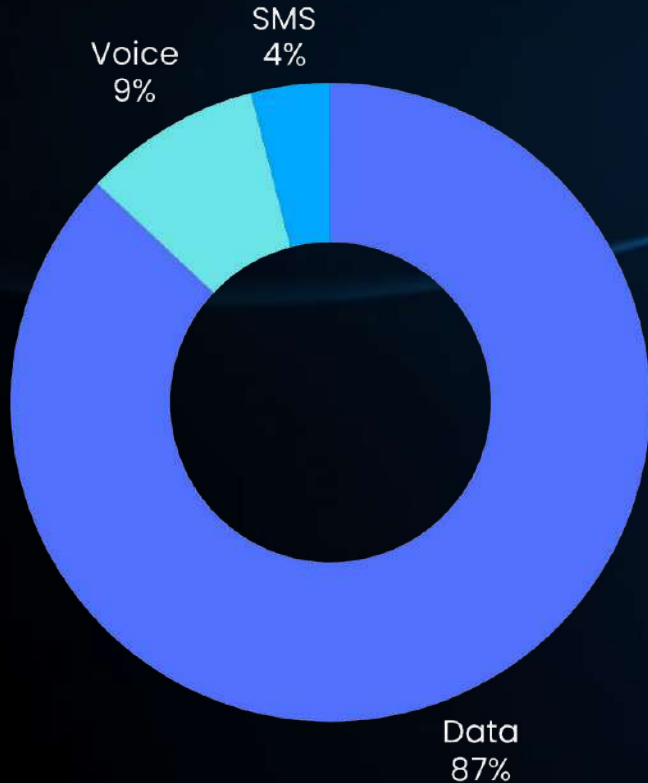
Globe becomes first to bring Starlink's DTC satellite service to the Philippines and Southeast Asia



1Q26 Cash Dividend of Php25/sh
Payment Date: 03/05/26
Record Date: 02/18/26

Mobile Business

Record high mobile revenues reflecting strong execution across growth initiatives



Mobile Business

Sustained data habituation, reflected in steady growth in data traffic and top-ups



Mobile Subscribers

65.8 million

▲ 4% QoQ | ▲ 8% YoY



Mobile Data Traffic

6,614 pb

▲ 6% QoQ | ▲ 4% YoY



Mobile Data Users

39.2 million

▲ 4% QoQ | ▲ 5% YoY



Mobile Data Monthly ATPU

15.1 gb

= QoQ | = YoY



Average daily mobile top-ups and daily wireless traffic on a strong uptrend, denoting continued data habituation

5G ATPU

▲ **29%**

MoM

5G MOBILE TRAFFIC*

▲ **96%**

MoM

Dec-25 vs. Dec-24

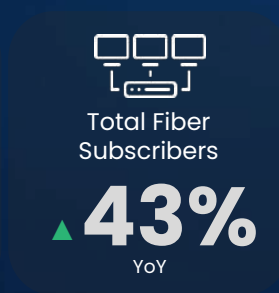
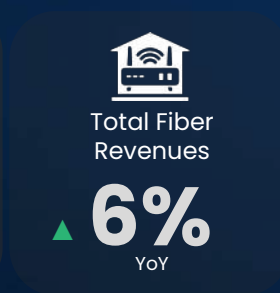
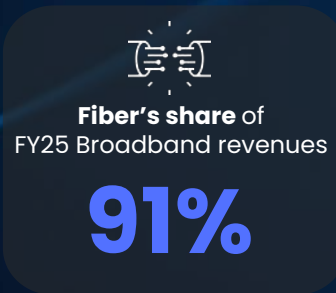
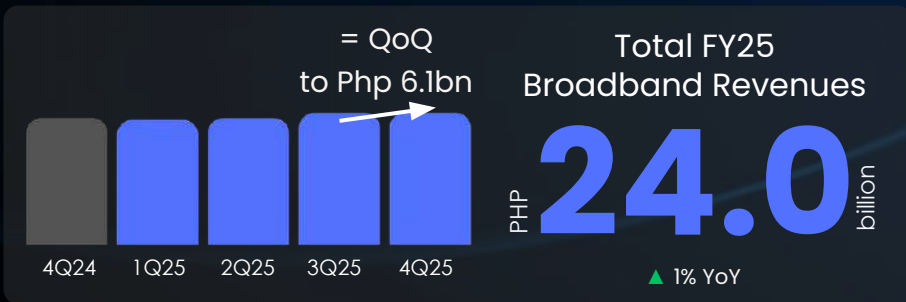


- **5G subscribers generating significantly higher value versus non-5G subscribers**
- 5G ARPU 9% higher than non-5G

* Average Daily Traffic

Broadband Business

Fiber Broadband offsetting legacy softness, contributing 91% of total segment revenues



	Fixed Wireless	Wired	Total Home Broadband
Subscribers (in Mn)	0.3	1.8	2.1
YoY Change in Subscribers	▼ 26%	▲ 40%	▲ 23%
YoY Change in Revenues	▼ 32%	▲ 4%	▲ 1%

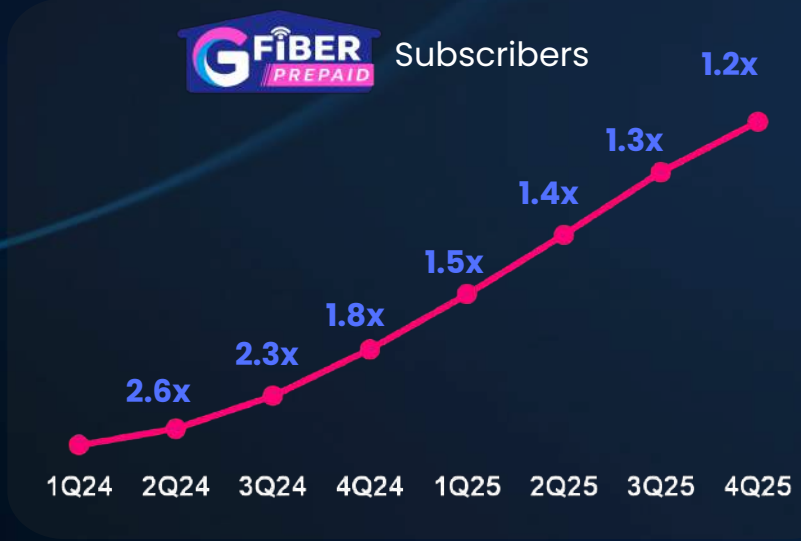


Broadband Business

GFiber Prepaid delivers standout momentum in its first full year, driving total segment growth



GFP Subscribers
over
820K
▲ 18% QoQ



Leveraging Global Partnerships for Value Add i.e. Samsung, Grab, Disney+, Xiaomi

Streaming

CH Exclusive

Leveraging GP

Play Up SPEED

Engaging the base



Corporate Data Business

Record high revenues driven by strong growth momentum of ICT-related services



Globe continues to advance its enterprise portfolio through AI integration and investments in high-impact digital infrastructure, positioning the Company to capture emerging demand from digital transformation initiatives across both the public and private sectors

Non-telco business

Globe continues to see growth from its adjacent businesses



Total FY25 Non-Telco Revenues

PHP **2.3** billion



mynt
finance for all

PHP **6.1** billion



Others

PHP **0.7** billion



Total FY25 Equity Share in Affiliates

PHP **6.8** billion

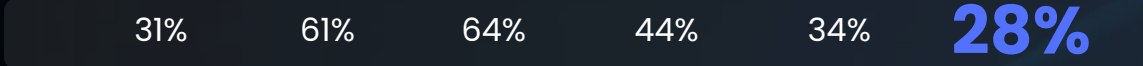
Non-telco revenues driven by strong contributions from **Yondu**

Mynt contributed 22% of Globe's FY25 NIBT, with affiliates' total contribution at 24%

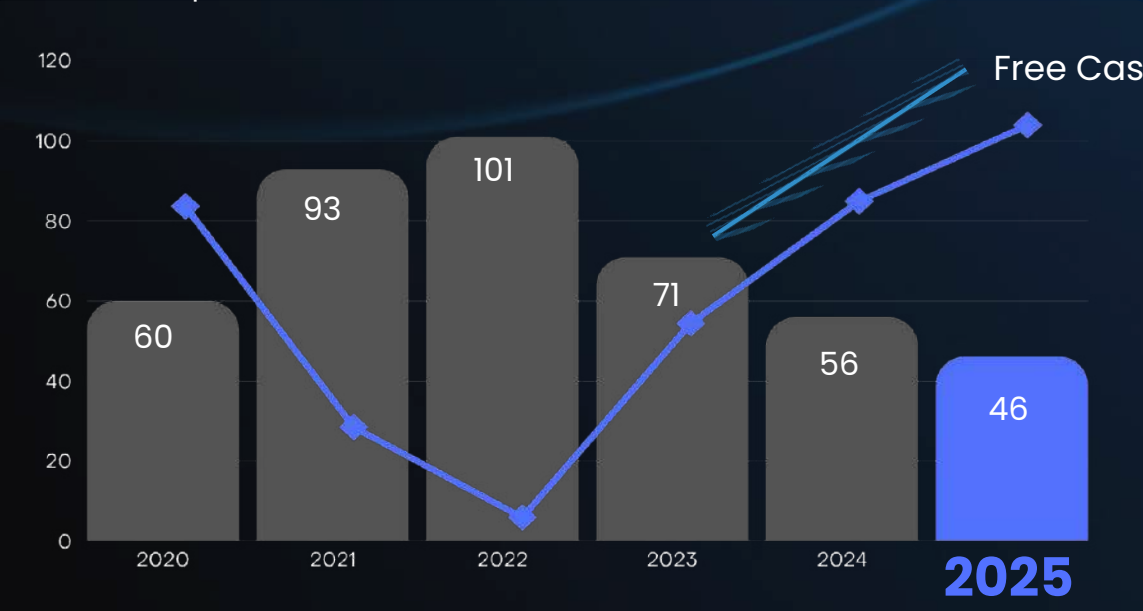
Capital Expenditures

Optimized spending further strengthening Globe's healthy free cash flow position

CAPEX-to-Revenue Ratio



CAPEX (in Php Bn)



FY25 Capital Expenditures

PHP **46.2** billion

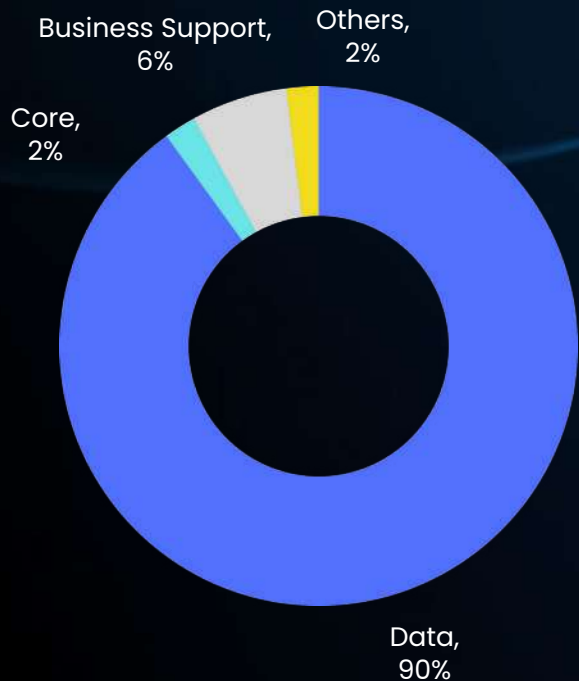
▼ 18% YoY

Continued prioritization of high-return builds and more efficient capital deployment, without compromising service reliability or customer experience

Capital Expenditures

Spending allocated strategically to critical infrastructure and return-generating investments

FY25 CAPEX Breakdown



1,549

5G sites installed



115,082

FTTH lines deployed

Network Updates

Globe is recognized by Ookla as the Most Consistent Mobile and Broadband Network


THE PHILIPPINES' MOST CONSISTENT NETWORK NOW ACROSS MOBILE AND HOME

Based on Ookla® Speedtest Intelligence® data, 2H 2025 and fixed consistency in the Philippines for Q4 2025. All rights reserved.

This recognition places Globe among the top selected Mobile and Fixed Operators in Southeast Asia to achieve national-level consistency awards across both fixed broadband and mobile networks

Network Updates

Globe becomes first to bring Starlink's DTC satellite service to the Philippines and Southeast Asia



Globe x Starlink partnership ushers in a new era for connectivity and digital inclusion, bringing data and SMS to underserved areas through DTC satellite technology, the first in Southeast Asia

ESG Updates

Sustainability is embedded in the operations of Globe

OUR SUSTAINABILITY AMBITION

ENVIRONMENT

NET ZERO

Reach net-zero greenhouse gas emissions across the value chain by 2050 as approved by the Science Based Target initiative (SBTi)

SOCIAL

ONLINE SAFETY

Block spam and scam messages, and URLs and domains containing Child Sexual Abuse or Exploitation Materials (CSAEM)

DIGITAL SKILLS

Promote digital skills to enable the digital-first Filipino

COMMUNITY ENGAGEMENT

Empowering Communities Towards Sustainable Development

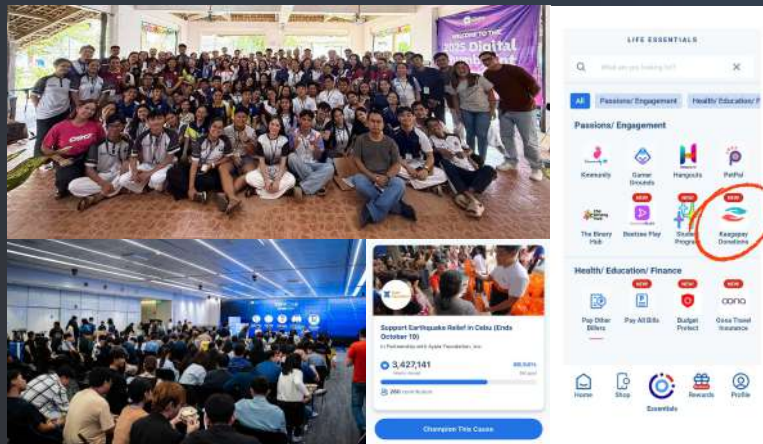
GOVERNANCE

Adopted digital platform for ESG Data Management and Sustainability Reporting

4Q 2025 SUSTAINABILITY HIGHLIGHTS



- Launched the transition of nearly 500 Field Sales Service Vehicles to **Hybrid EV Fleet** through partnership with AC Mobility, to be completed by 2028
- 1,500+ internal and external participants attended **Globe's Energize 2025 Summit** advancing energy efficiency, conservation, and transitioning to renewables while balancing operational resilience



- Joined forces with the **Inter-Agency Council Against Trafficking (IACAT)** and **local stakeholders in Zamboanga City** to strengthen the fight against Online Sexual Abuse or Exploitation of Children (OSAEC) and Child Sexual Abuse or Exploitation Material (CSAEM)
- ~1,000 students, teachers, staff in Cagayan, Western Mindanao, Manila, and Taguig reached for the **Digital Thumbprint Program**
- Over 1,000 participants attended the **Globe Developers Conference** which showcased Globe innovations
- 6,200+ relief packs provided to communities affected by Cebu and Davao earthquakes and Typhoon Uwan
- GlobeOne App now features direct link to **Kaagapay Donations Portal**

ESG Updates

Globe's sustained commitment to ESG earns global and local recognition



STT GDC Philippines

Innovation and AI-Readiness with Sustainable, Advanced Infrastructure



STT Cavite 2

- ✓ Phase 1 Operational with planned customer deployments within the year

STT Fairview 1

- ✓ Facade and all Level 1 Data Halls completed
- ✓ Ongoing commissioning of Level 2 Data Halls
- ✓ Phase 2 Design Pre-work ongoing



STT GDC Philippines

Innovation and AI-Readiness with Sustainable, Advanced Infrastructure



AI Synergy Lab @ W.Media — Dec. 5 • Singapore

Won the SEA award for **Innovation in Data Center Cooling**, marking a milestone for sustainable, high-density AI infrastructure in the Philippines.



DCPH International Launch — Jan. 17 • Honolulu, Hawaii

Six major data center operators; STT GDC Philippines, VITRO, YCO, Digital Halo, AFlow, & Digital Edge, whose key objectives include advancing infrastructure development and innovation; working closely with power, telecommunications, and government agencies



MYNT UPDATES

In 2025, GCash introduced Filipinos to a new world of possibilities

#1 Finance App in the Philippines^[1]



^[1] By Monthly Active Users (as of December 2025). Source: Sensor Tower

MYNT UPDATES

Advancing financial inclusion through scale & innovation



NEW! GLoan Protect

Get **FREE** loan and health insurance for every GLoan of at least PHP 500^[1]

Powered by
fuse x **cona**

[1] Available to eligible borrowers with approved and disbursed GLoan from January 16 to March 31, 2026

Continuously forging partnerships to enable progress

Enabling QR payments in EDSA Busway



Conveniently pay bus fares with **GCash Scan-to-Pay**

*In partnership with the **DOTr***

Providing fast & secure gov't disbursements



Helping disburse stipend to **over 20,000 QC Scholars**

*In partnership with the **Quezon City LGU***

Making 'bayanihan' always-on for Filipinos



Raising **₱64 million** in 2025 to help Filipinos get back up

*In partnership with **38+ accredited NGOs***



Globe

Financial Highlights

FY25 Financial Performance

Core net income at Php20.9 billion for the full-year, with 4Q posting a strong rebound

	FY 2024	FY 2025	YoY %	2Q 2025	3Q 2025	4Q 2025	QoQ % <small>2Q vs. 3Q</small>
Gross Service Revenues	165,016	165,078	=	40,335	41,488	43,401	▲ 5%
OPEX and Subsidy	(78,203)	(77,453)	▼ 1%	(18,957)	(19,443)	(19,962)	▲ 3%
EBITDA	86,814	87,624	▲ 1%	21,378	22,046	23,439	▲ 6%
EBITDA Margin	52.6%	53.1%		53.0%	53.1%	54.0%	
Depreciation	(50,473)	(53,871)	▲ 7%	(12,989)	(13,552)	(13,889)	▲ 2%
<i>Network & Non-network Builds</i>	(41,511)	(42,224)	▲ 2%	(10,125)	(10,556)	(10,781)	▲ 2%
<i>Capitalized Leases</i>	(8,962)	(11,647)	▲ 30%	(2,864)	(2,996)	(3,108)	▲ 4%
EBIT	36,341	33,753	▼ 7%	8,389	8,494	9,550	▲ 12%
Non-Op Income (Charges)	(6,010)	(5,526)	▼ 8%	(1,916)	(2,064)	(2,482)	▲ 20%
Provision for Tax	(6,045)	(4,965)	▼ 18%	(1,011)	(1,175)	(1,496)	▲ 27%
Net Income	24,286	23,262	▼ 4%	5,462	5,254	5,571	▲ 6%
Core Net Income	21,498	20,888	▼ 3%	5,895	5,022	5,435	▲ 8%
Normalized Net Income	21,674	20,800	▼ 4%	5,462	5,194	5,571	▲ 7%

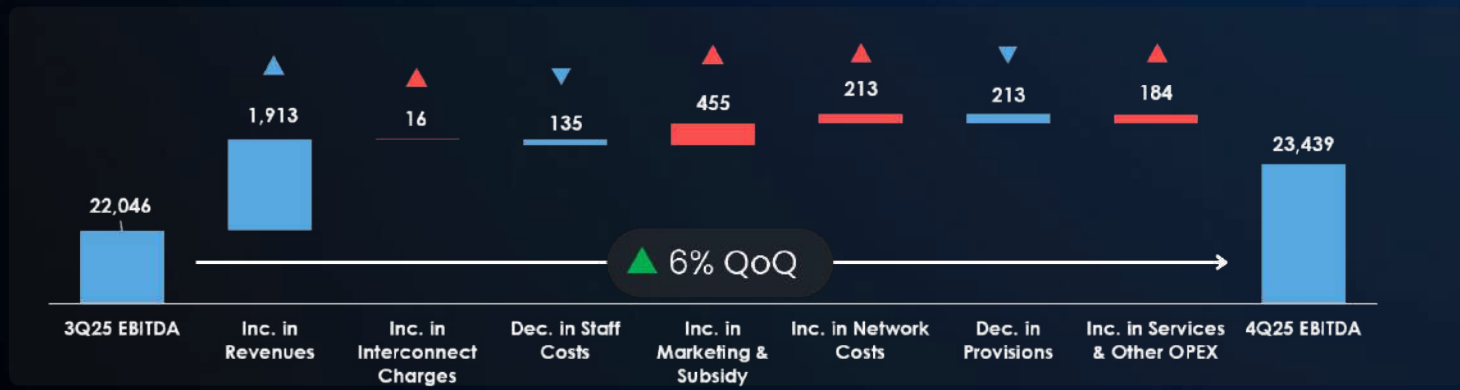
FY25 Financial Performance

Cost optimization allows for expanding EBITDA margins

YoY
in Php Mn



QoQ
in Php Mn



FY25 Financial Performance

Robust financial position ensures sufficient liquidity and comfortable gearing levels

	FY 2025	FY 2024
Cash (in Php Bn)	25.0	21.4
Gross Debt (in Php Bn)	256.3	249.5
Gross Debt to EBITDA (Max of 3.5:1)	2.63x	2.66x
Net Debt to EBITDA	2.38x	2.43x
Debt Service Coverage Ratio (Min of 1.3x)	3.20x	3.42x

Quarterly Dividends

Reiterating commitment to sustainable and competitive returns, delivering value to shareholders



1Q26 Cash Dividends

PHP **25.0** /sh

PAYMENT DATE: 03/05/2026

RECORD DATE: 02/18/2026

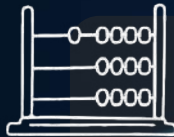
2026 Consolidated Outlook

Well-positioned for continued momentum, building on a strong 2025 foundation



Revenues

**Low- to mid-single
digit % growth**



EBITDA Margin

~50%



CAPEX

**Below
USD 1.0 billion**

Free Cash Flow Sustainability

Underpinning Globe's outlook is our commitment to **strengthening free cash flow**, enabling the Company to fund strategic investments while preserving a strong balance sheet



Globe

Thank you!